

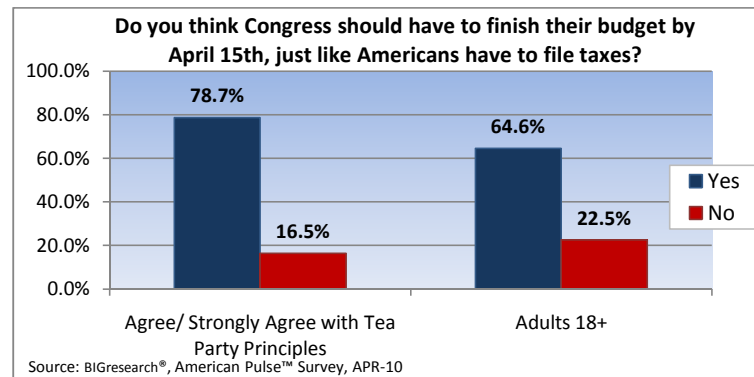
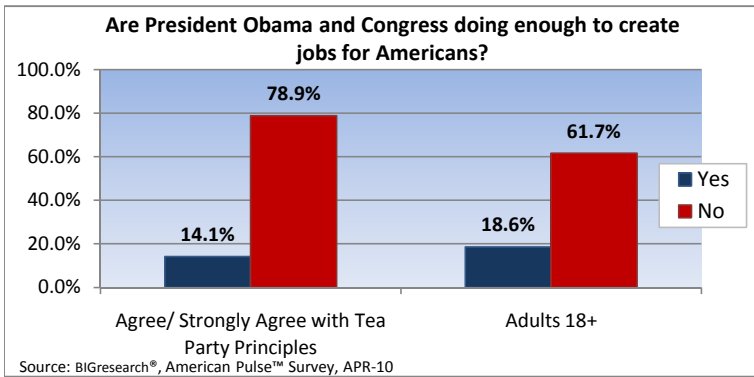


SPECIAL REPORT: Americans Who Agree with Tea Party Principles*

Source: BIGresearch®, American Pulse™ Survey, APR-10

*People who said they **agree/strongly agree** with the following question: In general, on a scale of 1-5, how much do you agree with the following group of principles regarding government:

limited government, anti-stimulus, anti-deficit, anti-bailout and lower taxes.



How should lawmakers use any leftover money from the fund that bailed out banks, automakers and insurers?		
	Agree with Tea Party Principles	Adults 18+
Pay down the deficit	54.7%	40.1%
Use it to pay for a larger jobs bill	5.7%	9.7%
Use it to help pay for healthcare reform	3.1%	5.2%
Use it to keep unemployed homeowners out of foreclosure	7.6%	7.2%
Give it back to Americans through stimulus packages	24.1%	24.4%
Save it in case of future bailouts	0.6%	1.4%
I don't know	4.2%	12.0%

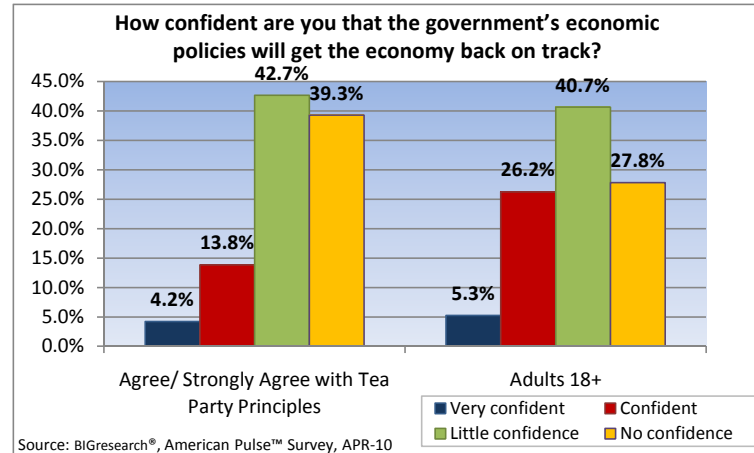
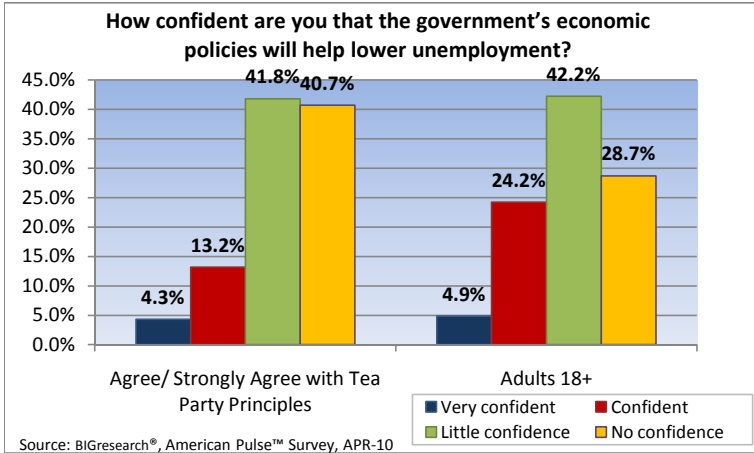
On a scale of 1-5, how much do you agree with President Obama's nuclear strategy?		
	Agree with Tea Party Principles	Adults 18+
1 – Strongly Disagree	29.4%	16.8%
2 – Disagree	16.3%	9.9%
3 – Neutral	33.5%	44.3%
4 – Agree	12.4%	19.7%
5 – Strongly Agree	8.3%	9.2%
Total	100.0%	100.0%
Average	2.5	2.9

SPECIAL REPORT: Americans Who Agree with Tea Party Principles*

Source: BIGresearch®, American Pulse™ Survey, APR-10

*People who said they **agree/strongly agree** with the following question: In general, on a scale of 1-5, how much do you agree with the following group of principles regarding government:

limited government, anti-stimulus, anti-deficit, anti-bailout and lower taxes.



On a scale of 1-5, how much are the following impacting your budget?:		
	Agree with Tea Party Principles	Adults 18+
Price of gas		
1 – Not at all	6.3%	7.5%
2 – Not really	8.9%	10.6%
3 – Undecided	4.5%	10.3%
4 – Somewhat	36.9%	34.4%
5 – Very much	43.4%	37.3%
Total	100.0%	100.0%
Average	4.0	3.8

On a scale of 1-5, how much are the following impacting your budget?:		
	Agree with Tea Party Principles	Adults 18+
Price of groceries		
1 – Not at all	4.3%	4.4%
2 – Not really	8.8%	9.4%
3 – Undecided	4.3%	11.2%
4 – Somewhat	41.1%	37.2%
5 – Very much	41.5%	37.8%
Total	100.0%	100.0%
Average	4.1	3.9

On a scale of 1-5, how much are the following impacting your budget?:		
	Agree with Tea Party Principles	Adults 18+
Taxes		
1 – Not at all	4.2%	5.8%
2 – Not really	9.3%	9.9%
3 – Undecided	9.7%	16.4%
4 – Somewhat	29.0%	28.6%
5 – Very much	47.8%	39.3%
Total	100.0%	100.0%
Average	4.1	3.9

On a scale of 1-5, how much are the following impacting your budget?:		
	Agree with Tea Party Principles	Adults 18+
Cost of heating/cooling home		
1 – Not at all	5.3%	6.9%
2 – Not really	7.4%	8.3%
3 – Undecided	7.7%	12.5%
4 – Somewhat	32.9%	31.7%
5 – Very much	46.7%	40.5%
Total	100.0%	100.0%
Average	4.1	3.9

SPECIAL REPORT: Americans Who Agree with Tea Party Principles*

Source: BIGresearch®, American Pulse™ Survey, APR-10

*People who said they **agree/strongly agree** with the following question: In general, on a scale of 1-5, how much do you agree with the following group of principles regarding government:

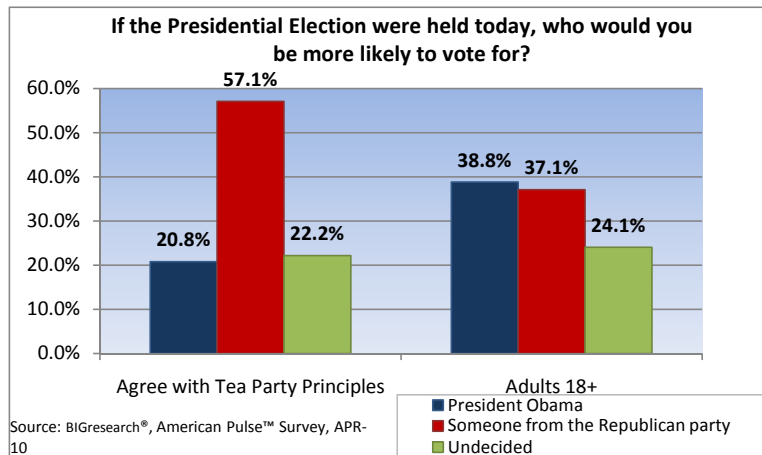
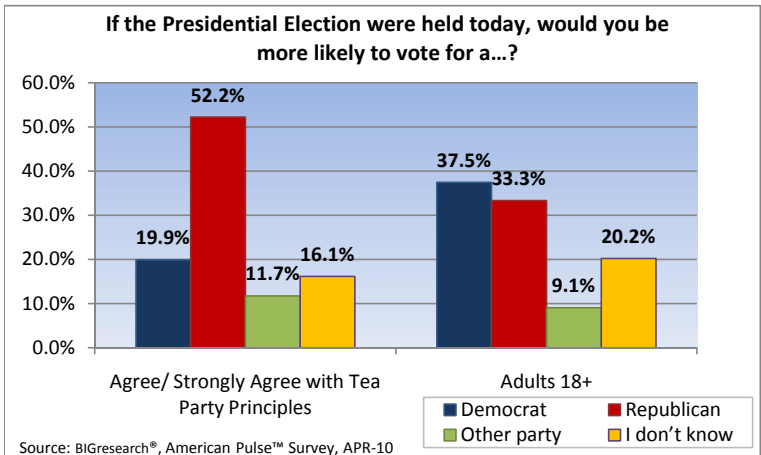
limited government, anti-stimulus, anti-deficit, anti-bailout and lower taxes.

	Agree with Tea Party Principles	Adults 18+
Yes	12.7%	16.3%
No	81.1%	68.5%
I don't know	6.2%	15.3%
Total	100.0%	100.0%

	Agree with Tea Party Principles	Adults 18+
Democrat	17.9%	33.1%
Republican	51.4%	31.2%
Other party	12.2%	9.2%
I don't know	18.5%	26.6%

	Agree with Tea Party Principles	Adults 18+
Yes	80.9%	75.7%
No	10.8%	13.6%
No, I'm not registered	8.3%	10.7%

	Agree with Tea Party Principles	Adults 18+
Yes	87.5%	82.4%
No, but I plan to register before the next Presidential Election	5.3%	6.7%
No, I don't plan to register before the next Presidential Election	7.2%	10.9%



SPECIAL REPORT: Americans Who Agree with Tea Party Principles*

Source: BIGresearch®, American Pulse™ Survey, APR-10

*People who said they **agree/strongly agree** with the following question: In general, on a scale of 1-5, how much do you agree with the following group of principles regarding government:

limited government, anti-stimulus, anti-deficit, anti-bailout and lower taxes.

DEMOGRAPHICS

What is your gender?		
	Agree with Tea Party Principles	Adults 18+
Male	58.2%	48.7%
Female	41.8%	51.3%
Total	100.0%	100.0%

What is your marital status?		
	Agree with Tea Party Principles	Adults 18+
Married	48.7%	42.7%
Living with Unmarried Partner	6.4%	7.2%
Divorced or Separated	12.9%	12.7%
Widowed	6.6%	5.5%
Single, never married	25.4%	31.8%
Total	100.0%	100.0%

Please tell us which age range you are in:		
	Agree with Tea Party Principles	Adults 18+
18 - 24	10.3%	12.9%
25 - 34	13.5%	17.8%
35 - 44	16.7%	18.5%
45 - 54	21.2%	19.3%
55 - 64	17.2%	14.6%
65+	21.2%	16.9%
Total	100.0%	100.0%
Average	48.2	45.3

What is your political party?		
	Agree with Tea Party Principles	Adults 18+
Republican	39.5%	25.6%
Democrat	18.1%	32.7%
Libertarian	2.6%	1.9%
Independent	25.2%	21.7%
None	12.5%	16.5%
Other	2.1%	1.6%
Total	100.0%	100.0%

What is the total annual income of your household? If you are not		
	Agree with Tea Party Principles	Adults 18+
Less than \$15,000	10.8%	15.0%
\$15,000 to \$24,999	13.3%	15.1%
\$25,000 to \$34,999	15.0%	15.1%
\$35,000 to \$49,999	16.9%	16.2%
\$50,000 to \$74,999	21.2%	18.8%
\$75,000 to \$99,999	12.4%	11.0%
\$100,000 to \$149,999	7.1%	5.9%
\$150,000 or more	3.3%	2.9%
Total	100.0%	100.0%
Average	\$54,096	\$49,803

US Census Region		
	Agree with Tea Party Principles	Adults 18+
Northeast	16.1%	20.2%
Midwest	24.3%	25.2%
South	37.6%	31.4%
West	20.4%	21.5%
Non US	0.0%	0.0%
No Answer	1.5%	1.6%
Total	100.0%	100.0%

Disclaimer of Warranties: BIGresearch makes no warranties, either expressed or implied, concerning: data gathered or obtained by BIGresearch from any source; the present or future methodology employed in producing BIGresearch statistics; or the BIGresearch data and estimates represent only the opinion of BIGresearch and reliance thereon and use thereof shall be at the user's own risk.